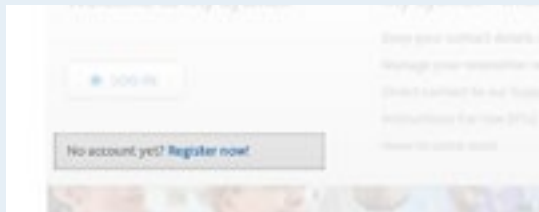



My Sysmex Quick Guide for Registering

01

Open the website www.mysysmex.com and click the green area “My Sysmex”.



02

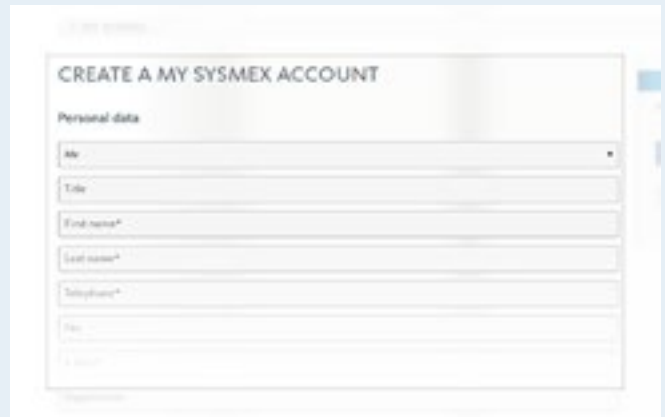
A window appears.
Please click on “Register now”.

03

Now enter your details.
Obligatory fields with a * must be filled in.

Please check your details and then send them off.
You will be sent a confirmation email to
the email address you entered.

Confirm your registration via
the link in the confirmation email.



The form is titled "CREATE A MY SYSMEX ACCOUNT" and is categorized as "Personal data". It contains several input fields: "Job" (a dropdown menu), "Title", "First name*", "Last name*", "Telephone*", "E-mail", and "Password". The asterisk (*) indicates that the fields for First name, Last name, and Telephone are mandatory.

04

You are now registered for “My Sysmex”
and can log in via steps 01 and 02.